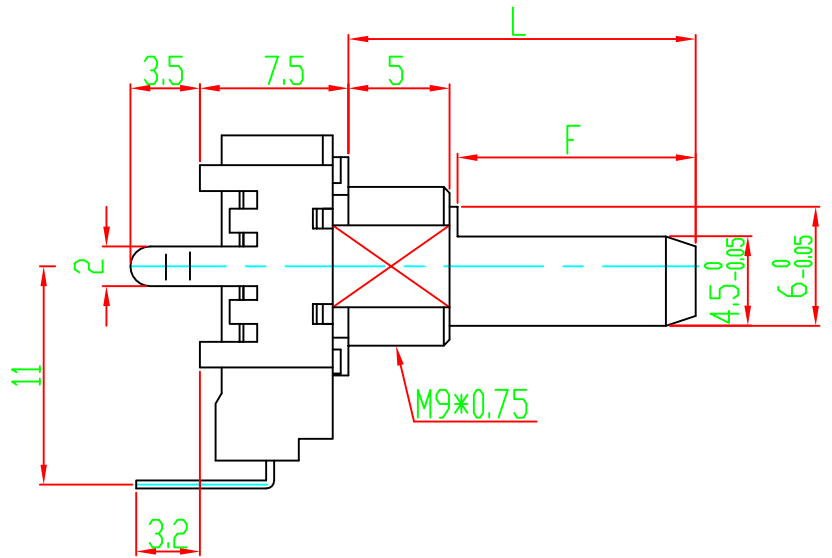
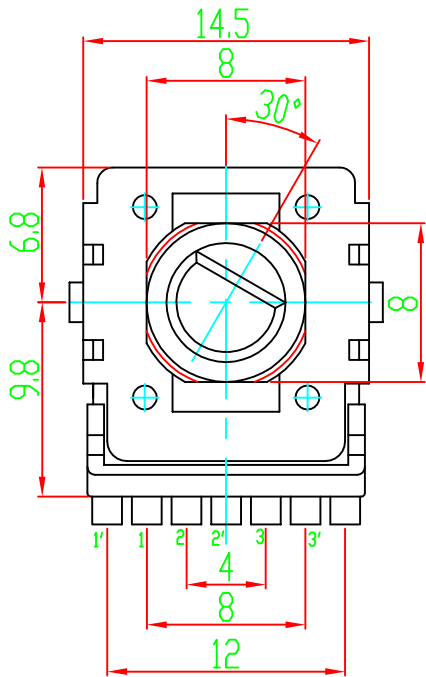
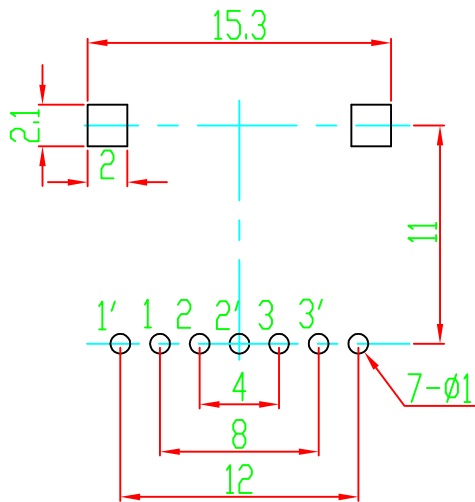


Shaft Shown in Full
C.C.W. Position



P.C.B MOUNTING DETAIL



L	15	17.5	20	22.5	25	30
F	7	12	12	12	12	12

02				05		
01				04		
	DATE	REVISION	APPROVED	03		

MODEL: WH142A-1 L17.5F12

DRAWING NO:



常州宇豪电子有限公司

CHANGZHOU YUHAO ELECTRONIC CO.,LTD.

DRAW	CHKD	APPD
------	------	------